

# INCOME MODEL PORTFOLIO

MARCH 2022 Published on 06 May 2022



This document is a Minimum Disclosure Document (MDD) which contains key information about this Portfolio. This MDD will be updated on a monthly basis. This MDD applies to the non-unitised version of this Portfolio available on the iSelect Investec Management Services platform. Other versions on other platforms may be available.



This Portfolio is suitable for investors with a low-risk profile who are looking for an active asset allocation solution that has a focus on generating income managed by multiple managers.

## OBJECTIVE

The objective of this portfolio is to provide investors with a level of income commensurate with the low risk profile of the portfolio.

## INVESTMENT STRATEGY

The portfolio aims to outperform the South African – Multi Asset – Income sector average over rolling 3-year periods.

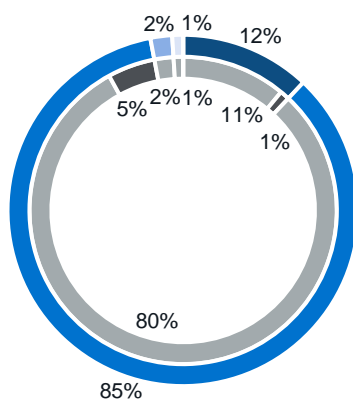
## PERFORMANCE (31 MARCH 2022)

In Percentages	PORTFOLIO	12m MIN	12m MAX	BENCHMARK
1 year	7.94	6.88	8.65	6.71
<b>3 years annualised</b>	<b>6.37</b>	<b>2.64</b>	<b>8.65</b>	<b>6.54</b>
5 years annualised	6.70	2.64	9.08	7.03
10 years annualised	-	-	-	-
Since inception	7.29	2.64	9.64	6.96

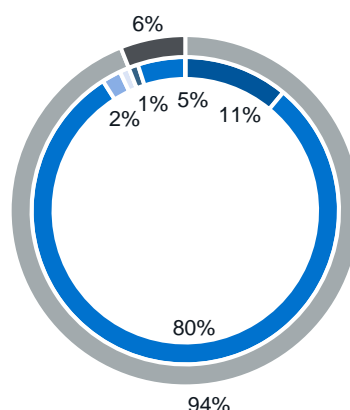
## ABOUT THE PORTFOLIO

NFB Asset Management won the Morningstar Award for the Best Fund House: Smaller Fund Range for 2019	
Base Currency	ZAR
Risk Profile	Low
Benchmark	South African - Multi Asset - Income sector average over rolling 3-year periods
Launch Date	30 September 2013
Initial Fee	0.00%
Initial Advisory Fee	0.00%
Annual Management Fee	0.17%
Annual Advisory Fee	0.00%
Total Expense Ratio (TER)	0.62%
Transaction Cost (TC)	0.01%
Total Investment Charge (TIC)	0.63%
Calculation Period	1 January 2019 – 31 December 2021
Portfolio Size	R93m
Investment Manager	NFB Asset Management (Pty) Ltd, an authorised Financial Services Provider, FSP no. 25962 Tel: (011) 895 8000 Fax: (011) 784 8831 Website: www.nfbam.co.za

## ASSET ALLOCATION



## GEOGRAPHICAL ALLOCATION



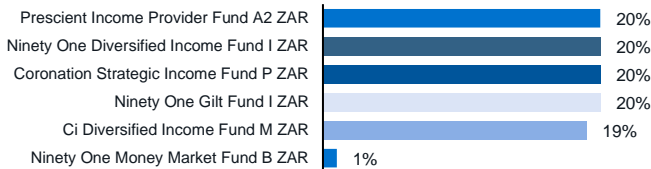
■ Cash 
 ■ Bonds 
 ■ Property 
 ■ Equity 
 ■ Other 
 ■ Local 
 ■ Global

# INCOME MODEL PORTFOLIO

MARCH 2022 Published on 06 April 2022



## HOLDINGS



## CURRENCY ALLOCATION



## CHARACTERISTICS

No more than 30% of the portfolio will be invested offshore unless the prudential regulations permit a higher offshore exposure in which event the new limit will be the limit of the portfolio. Investments to be included in the portfolio will, apart from assets in liquid form, consist solely of participatory interests in portfolios of collective investment schemes registered in the Republic of South Africa or of participatory interests in collective investment schemes or other similar schemes operated in territories with a regulatory environment which is to the satisfaction of the manager of a sufficient standard to provide investor protection which is at least equivalent to that in South Africa. The portfolio will at all times comply with Regulation 28 which governs pension funds.

## ADDITIONAL INFORMATION

- The annual fee referred to above includes the annual fee of 0.115% payable to NFB Asset Management and annual fee of 0.055% payable to Analytics consulting.
- The Portfolio Manager shall reserve the right to close the Portfolio to new investors on a date determined by the Portfolio Manager.
- In order to consolidate and aggregate NFB's activities one NFB portfolio may invest in another NFB portfolio. NFB will not earn additional fees as a result of such investments.
- In certain instances the FSP recommending the Portfolio may be a related party to the Portfolio Manager. In such instances the FSP and/or Portfolio Manager may earn fees in addition to those disclosed here. It is the FSP's responsibility to disclose such fees.
- All data is sourced from NFB Asset Management.
- Performance data on this MDD excludes any portfolio management, administration and advice fees. Performance data does include costs implicit in the underlying holdings.

### DISCLAIMER

The information provided in this document does not constitute financial product advice. The information is of a general nature only and does not take into account investor's objectives, financial situations or needs. NFB AM (including the directors, employees, agents, consultants and advisors of NFB AM) accepts no liability whatsoever for any direct, indirect or consequential loss arising from the use of the information provided in this document. It should not be used, relied upon or treated as a substitute for specific, professional advice. NFB AM recommends that investors obtain their own independent, professional advice before making any decision in relation to their particular requirements or circumstances. There may be limitations as to the appropriateness of any information given. It is, therefore, recommended that investors obtain the appropriate legal, tax, investment or other professional advice and formulate an investment strategy that would suit the risk profile of the investor prior to acting upon such information and to consider whether any recommendation is appropriate considering the investor's own objectives and particular needs. Any opinions, statements and information made available, whether written, oral or implied are expressed in good faith. While NFB AM has taken reasonable measures to ensure the integrity of the information in this document, NFB AM does not warrant the accuracy, completeness or currency of the information provided. Past performance of any product discussed is not indicative of the future performance thereof. Although statements of fact are obtained from sources that NFB AM considers reliable, we do not guarantee their accuracy and any such information may be incomplete or condensed. Views are subject to change, without notice, on the basis of additional or new research, new facts or developments. No guarantee of investment performance or capital protection should be inferred from any of the information contained in this document. Note that all fee calculations are inclusive of VAT.

## RISK / REWARD PROFILE

### LOW

Typically, the lower the risk the lower the potential return and the higher the risk the higher the potential return. There is no guarantee that returns will be higher in a portfolio with a higher risk profile. The maximum equity exposure will be 10%.

### RISKS

**Market Risk** - Equity markets are volatile and the price of equities fluctuate based on a number of factors such as changes in the economic climate, general movements in interest rates and the political and social environment.

**Currency/Foreign Exchange Risk** - This risk is associated with investments that are denominated in currencies different from the Portfolio's currency. When these currencies fluctuate against each other the investments face currency gains or losses.

**Concentration Risk** - This Portfolio pools the assets of many investors and uses the proceeds to buy a portfolio of assets. There are regulations in place that limit the amount that may be invested in securities, asset classes and/or companies, thereby spreading the risk.

**Liquidity Risk** - This relates to the ability of the Portfolio to trade out of an investment held in the Portfolio at or near to its face value. This may impact on liquidity and, in the case of foreign investments, on the repatriation of funds.

**Credit Risk** - Credit risk is where an issuer of a non-equity security may not be able to make interest payments and/or capital repayments. This may impact the value of the Portfolio.

**Inflation Risk** - The risk of potential loss in the purchasing power of your investment due to a general increase of consumer prices.

**Political Risk** - The risk that investment returns could suffer as a result of a country's political changes or instability in the country. Instability could come from changes in the country's government, policy makers or military.

**Tax Risk** - This risk relates to any change to tax laws or to the interpretation of existing tax laws which has an impact on the manner in which this Portfolio is taxed.

**Compliance Risk** - This refers to the risk of not complying with the legislation, regulations, prescribed investment limits and internal policies and procedures by the Manager or the Portfolio Manager.