

NFB Ci MANAGED GROWTH FUND OF FUNDS

JULY 2021 Published on 17 August 2021

This document is a Minimum Disclosure Document (MDD) which contains key information about this Portfolio. This MDD will be updated on a monthly basis. This MDD applies to the A class of this Portfolio.



This Portfolio is suitable for investors with a medium- to high risk profile who are looking for an active asset allocation solution managed by multiple managers.

OBJECTIVE

The objective of this portfolio is to provide investors with medium-to high long-term capital growth from a portfolio that maintains a medium-to high risk profile.

INVESTMENT STRATEGY

This portfolio may create some income, but it will not be a primary objective for this portfolio. Equity exposure will be between 0% and 75% of the portfolio's net asset value. The composition of the portfolio will reflect the investment structure of a retirement fund with a medium to high risk profile and will comply with prudential investment guidelines to the extent allowed by the Act.

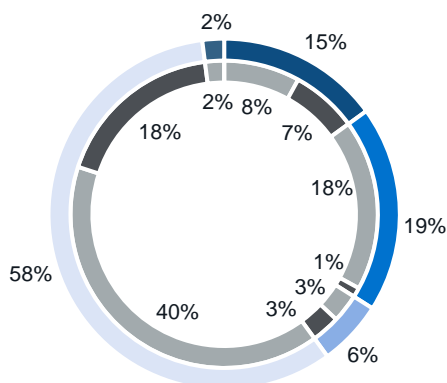
**PERFORMANCE (31 JULY 2021)

In Percentages	PORTFOLIO	12m MIN	12m MAX	BENCHMARK
1 year	14.31	-0.43	22.82	9.87
3 years annualised	-	-	-	-
5 years annualised	-	-	-	-
10 years annualised	-	-	-	-
Since inception	10.60	-4.58	22.82	8.74

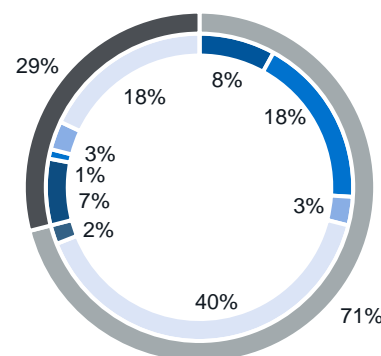
ABOUT THE PORTFOLIO

Classification	South African – Multi Asset – High Equity
Base Currency	ZAR
Risk Profile	Medium to High
Benchmark	CPI + 5% p.a. over rolling 3-year period
Launch Date	3 December 2018
Initial Fee	0.00%
Initial Advisory Fee	0.00%
Annual Management Fee	0.60%
Annual Advisory Fee	0.00%
*Total Expense Ratio (TER)	1.31%
*Transaction Cost (TC)	0.09%
Total Investment Charge (TIC)	1.40%
Calculation Period	Inception to 31 March 2021
Income Declaration Dates	30 June and 31 December
Income Reinvestment / Payout Dates	2 nd working day in July and January
Distributions	31 December 2020 2.79 cents per unit (cpu). 30 June 2021 1.74 (cpu)
Transaction Cut-off Time	14:00
Trading Closing Time	17:00
Price Publication Frequency	Daily, Ci Website and National Newspaper
Portfolio Size	R976m
Manager	Ci Collective Investments (RF) (PTY) Limited P: PO Box 412249, Craighall, 2004 T: 0861000881 E: clientservices@cicollective.co.za W: www.cicollective.co.za
Trustee	FirstRand Bank Limited Tel: (011) 371 2111
Investment Manager	NFB Asset Management (Pty) Ltd, an authorised Financial Services Provider, FSP no. 25962 Tel: (011) 895 8000 Fax: (011) 784 8831 Website: www.nfbam.co.za

ASSET ALLOCATION



GEOGRAPHICAL ALLOCATION



■ Cash
 ■ Bonds
 ■ Property
 ■ Equity
 ■ Other
 ■ Local
 ■ Global

NFB Ci MANAGED GROWTH FUND OF FUNDS

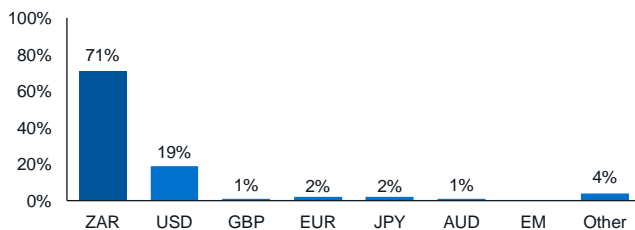
JULY 2021 Published on 17 August 2021



HOLDINGS

GEOGRAPHY		MANAGED GROWTH HOLDINGS		UNDERLYING HOLDING			
Local Multi Asset	75%	Ci Managed Fund B ZAR	56%	Coronation Domestic Houseview Portfolio	50%		
				Investec SA Opportunity Portfolio	50%		
		NFB Ci Managed Fund C1 ZAR	19%			Equity Swap ZAR	37%
						NFB Global Balanced FoF C USD	19%
						Ninety One Gilt Fund A ZAR	12%
						Coreshares Top 50 ETF ZAR	9%
						Ninety One High Income Fund A ZAR	7%
						iShares MSCI World ETF Acc USD	6%
						Coronation Strategic Income Fund A ZAR	4%
						Prescient Income Provider Fund B6 ZAR	4%
						Global Cash USD	4%
						Sesfikile Property Fund B2 ZAR	2%
Local Cash ZAR	-4%						
Local Cash ZAR	1%						
Global Equity	4%	iShares MSCI World ETF USD	4%				
Global Multi Asset	20%	NFB Global Balanced FoF C USD	20%	iShares MSCI World ETF Acc USD	19%		
				iShares World Equity Index Fund F2 USD	16%		
				iShares Floating Rate Bond UCITS ETF USD	16%		
				iShares Developed World Index Fund USD	16%		
				iShares Developed Markets Property ETF USD	9%		
				iShares Ultrashort Bond UCITS ETF Acc USD	6%		
				iShares DJ Stoxx Dividend 100 ETF EUR	6%		
				iShares TIPS Bond ETF USD	5%		
				Global Cash USD	5%		
				SPDR MSCI World ETF Acc USD	2%		

CURRENCY ALLOCATION



RISK / REWARD PROFILE

MEDIUM TO HIGH

Typically, the lower the risk the lower the potential return and the higher the risk the higher the potential return. There is no guarantee that returns will be higher in a portfolio with a higher risk profile. The maximum equity exposure will be 75%.

CHARACTERISTICS

No more than 30% of the portfolio will be invested offshore unless the prudential regulations permit a higher offshore exposure in which event the new limit will be the limit of the portfolio. Investments to be included in the portfolio will, apart from assets in liquid form consist solely of participatory interests in portfolios of collective investment schemes registered in the Republic of South Africa or of participatory interests in collective investment schemes or other similar schemes operated in territories with a regulatory environment which is to the satisfaction of the manager of a sufficient standard to provide investor protection which is at least equivalent to that in South Africa. The portfolio will at all times comply with Regulation 28 which governs pension funds. The manager will be permitted to invest in offshore investments as legislation permits.

NFB Ci MANAGED GROWTH FUND OF FUNDS

JULY 2021 Published on 17 August 2021



ADDITIONAL INFORMATION

- The Annual Management Fee referred to on the first page, includes the annual fee of 0.288% payable to NFB Asset Management, 0.172% payable to Ci Collective Investments, and 0.143% payable to Analytics Consulting.
- The Manager may borrow up to 10% of the market value of the Portfolio to bridge insufficient liquidity.
- The Manager shall reserve the right to close the Portfolio to new investors on a date determined by the Manager.
- In order to consolidate and aggregate NFB's activities one NFB portfolio may invest in another NFB portfolio. NFB will not earn additional fees as a result of such investments.
- In certain instances the FSP recommending the Portfolio may be a related party to the Portfolio Manager. In such instances the FSP and/or Portfolio Manager may earn fees in addition to those disclosed here. It is the FSP's responsibility to disclose such fees.
- All data is sourced from NFB Asset Management.

RISKS

Market Risk - Equity markets are volatile and the price of equities fluctuate based on a number of factors such as changes in the economic climate, general movements in interest rates and the political and social environment.

Currency/Foreign Exchange Risk - This risk is associated with investments that are denominated in currencies different from the Portfolio's currency. When these currencies fluctuate against each other the investments face currency gains or losses.

Concentration Risk - This Portfolio pools the assets of many investors and uses the proceeds to buy a portfolio of assets. There are regulations in place that limit the amount that may be invested in securities, asset classes and/or companies, thereby spreading the risk.

Liquidity Risk - This relates to the ability of the Portfolio to trade out of an investment held in the Portfolio at or near to its face value. This may impact on liquidity and, in the case of foreign investments, on the repatriation of funds.

Credit Risk - Credit risk is where an issuer of a non-equity security may not be able to make interest payments and/or capital repayments. This may impact the value of the Portfolio.

Inflation Risk - The risk of potential loss in the purchasing power of your investment due to a general increase of consumer prices.

Political Risk - The risk that investment returns could suffer as a result of a country's political changes or instability in the country. Instability could come from changes in the country's government, policy makers or military.

Tax Risk - This risk relates to any change to tax laws or to the interpretation of existing tax laws which has an impact on the manner in which this Portfolio is taxed.

Compliance Risk - This refers to the risk of not complying with the legislation, regulations, prescribed investment limits and internal policies and procedures by the Manager or the Portfolio Manager.

DISCLAIMER

This document is not intended to address the personal circumstances of any Financial Services Provider's (FSP's) client nor is it a risk analysis or examination of any client's financial needs. Collective Investment Schemes in Securities ("CIS") are generally medium- to long-term investments. The value of participatory interests may go down as well as up and past performance is not necessarily a guide to future performance. CIS are traded at ruling prices and can engage in borrowing and scrip lending. Different classes of units apply to this portfolio and are subject to different fees and charges. A schedule of fees and charges is available on request from Ci. Ci does not provide any guarantee either with respect to the capital or the return of the portfolio. Forward pricing is used. Fluctuations or movements in exchange rates may cause the value of underlying international investments to go up or down. International investments may include additional risks such as potential constraints on liquidity and repatriation of funds, macroeconomic risk, political risk, foreign exchange risk, tax risk, settlement risk as well as potential limitations on the availability of market information. The portfolio may be closed from time to time in order to manage it more efficiently in accordance with its mandate. A fund of funds is a portfolio that invests in portfolios of collective investment schemes, which levy their own charges, which could result in a higher fee structure for the fund of funds. The NFB portfolios are portfolios established and administered by Ci, and NFB Asset Management (Pty) Limited has been appointed to manage and market the portfolios. NFB is an indirect shareholder of Ci. As an indirect shareholder, NFB may earn dividends from time to time and participation in any dividends may be linked to the revenue generated by Ci from the NFB portfolios, and from any other Ci portfolios. Ci retains full legal responsibility for this co-named portfolio. Additional information on the portfolio may be obtained, free of charge, directly from Ci. Ci is an affiliate member of the Association for Savings & Investment SA (ASISA). Total Expense Ratio (TER): The above TER % has been annualised and indicates the percentage of the value of the portfolio which was incurred as expenses relating to the administration of the portfolio over the rolling 3-year period or since fund inception, on an annualised basis. A higher TER does not necessarily imply a poor return, nor does a low TER imply a good return. The current TER's cannot be regarded as an indication of future TER's. *The TER and Transaction Costs cannot be determined accurately because of the short life span of the Financial Product. Calculations are based on actual data where possible and best estimates where actual data is not available. Transaction Cost (TC): The above TC % has been annualised and indicates the percentage of the value of the portfolio which was incurred as costs relating to the buying and selling of the assets underlying the portfolio. Transaction Costs are a necessary cost in administering the portfolio and impacts portfolio returns. It should not be considered in isolation as returns may be impacted by many other factors over time including market returns, the type of portfolio, investment decisions of the investment manager and the TER. Total Investment Charge is the TER plus TC which indicates the percentage of the value of the portfolio which was incurred as costs relating to the investment of the portfolio. Performance quoted is for lump sum investment with income distributions, prior to deduction of applicable taxes, included. NAV to NAV figures have been used. The annualised return is the return of the performance period re-scaled to a period of one year. Performance is calculated for the portfolio and individual investor performance may differ as a result of initial fees, actual investment date, date of reinvestment and dividend withholding tax. Note that all fees are inclusive of VAT. An FX fee of up to 0.05% (Incl. Vat) on any FX transactions may be payable to NFB Asset Management in addition to the annual fee referred to above. NFB Asset Management earned an FX fee of RX for the foreign exchange (FX) transactions carried out in relation to the investment management of the portfolios for the period 1 June 2019 to 31 March 2020. Financial Services Provider: NFB Asset Management FSP No 25962 Tel: (011) 895 8000 E-mail: contact@nfbam.co.za. Website: www.nfbam.co.za. Company/scheme: Ci Collective Investments (Rf) (Pty) Limited, PO Box 412249, Craighall, 2024; Tel: 0861 000 881, website: www.cicollective.co.za. Trustee: FirstRand Bank Limited Tel: (011) 371 2111.