

# NFB Ci WORLDWIDE FLEXIBLE FUND

FEBRUARY 2021 Published on 18 March 2021

This document is a Minimum Disclosure Document (MDD) which contains key information about this Portfolio. This MDD will be updated on a monthly basis. This MDD applies to the A class of this Portfolio. Other classes may be available.



This Portfolio is suitable for investors with a high-risk profile who are looking for a worldwide flexible solution managed by a single manager.

## OBJECTIVE

This Portfolio aims to provide investors with long-term capital growth.

## INVESTMENT STRATEGY

This Portfolio aims to achieve total returns in excess of the MSCI All Countries World Index on a rolling 5-year basis. Investments to be included in the portfolio may, apart from assets in liquid form, consist of local and global equity securities, non-equity securities, convertible stock, preference shares and property securities as well as any other securities which are considered consistent with the Portfolio's primary objective and that the Act may allow from time to time. The Portfolio Manager will have the maximum flexibility to vary assets between the various markets, asset classes and countries to reflect the changing economic and market conditions. The Portfolio may also include participatory interests in portfolios of collective investment schemes and may from time to time invest in listed and unlisted financial instruments.

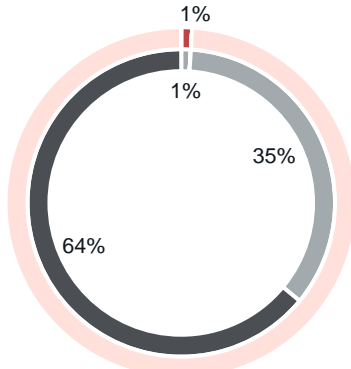
## PERFORMANCE (28 FEBRUARY 2021)

In Percentages	PORTFOLIO	12m MIN	12m MAX	BENCHMARK
1 year	20.41	-3.40	20.41	26.00
3 years annualised	15.10	-3.40	21.58	21.17
5 years annualised	-	-	-	-
10 years annualised	-	-	-	-
Since inception	7.68	-3.40	20.41	14.03

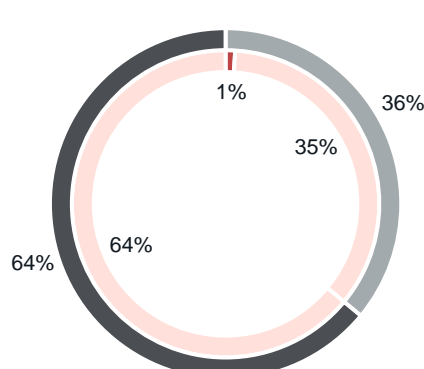
## ABOUT THE PORTFOLIO

NFB Asset Management won the Morningstar Award for the Best Fund House: Smaller Fund Range for 2019	
Classification	Worldwide Multi-Asset Flexible
Base Currency	ZAR
Risk Profile	High
Benchmark	MSCI All Countries World Index over rolling 5-year period
Launch Date	1 November 2017
Initial Fee	0.00%
Initial Advisory Fee	0.00%
Annual Management Fee	1.50%
Annual Advisory Fee	0.00%
Total Expense Ratio (TER)	1.58%
Transaction Cost (TC)	0.16%
Total Investment Charge (TIC)	1.74%
Calculation Period	1 January 2018 – 31 December 2020
Income Declaration Dates	30 June and 31 December
Income Reinvestment / Payout Dates	2 <sup>nd</sup> working day in January and July
Distributions	30 June 2020 21.34 cents per unit (cpu). 31 December 2020 0.00 (cpu).
Transaction Cut-off Time	14:00
Valuation Time	17:00
Price Publication Frequency	Daily, Ci Website and National Newspaper
Portfolio Size	R143m
Manager	Ci Collective Investments (RF) (Pty) Limited P: PO Box 412249, Craighall, 2024 T: 0861000881 E: clientservices@cicollective.co.za W: www.cicollective.co.za
Trustee	FirstRand Bank Limited
Investment Manager	NVest Securities (Pty) Ltd, Member of JSE Ltd as appointed by NFB Asset Management (Pty) Ltd, an authorised Financial Services Provider, FSP no. 25962 Tel: (011) 895 8000 Fax: (011) 784 8831 Website: www.nfbam.co.za

### ASSET ALLOCATION



### GEOGRAPHICAL ALLOCATION

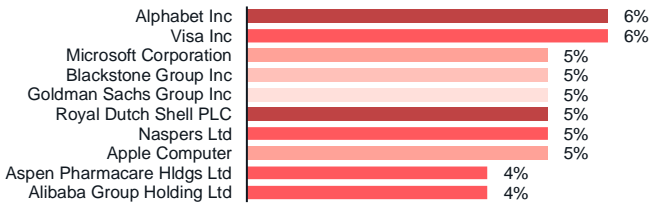


# NFB Ci WORLDWIDE FLEXIBLE FUND

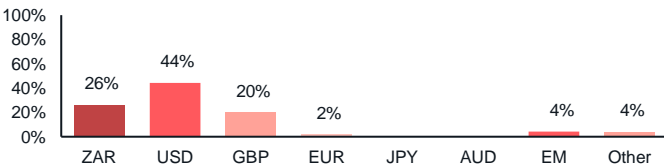
FEBRUARY 2021 Published on 18 March 2021



## TOP 10 HOLDINGS



## CURRENCY ALLOCATION



## CHARACTERISTICS

This is a multi-asset fully flexible portfolio which means that it may invest in a spectrum of equity, bond, property and money market and tends to have an increased probability of short term volatility and aims to maximise long term capital growth. The Portfolio may have a maximum equity exposure of up to 100% and is fully flexible as to whether to invest offshore or locally. This Portfolio may, at the discretion of the Portfolio Manager, invest up to 100% of the assets outside of South Africa.

## ADDITIONAL INFORMATION

- The annual fee referred to above is a maximum permissible fee and includes 1.15% payable to NFB Asset Management, 0.23% payable to Ci Collective Investments and 0.12% payable to Analytics Consulting. All fees are inclusive of VAT.
- The Portfolio Manager may borrow up to 10% of the market value of the Portfolio to bridge insufficient liquidity.
- Manager shall reserve the right to close the Portfolio to new investors on a date determined by the Manager.
- In order to consolidate and aggregate NFB's activities one NFB portfolio may invest in another NFB portfolio. NFB will not earn additional fees as a result of such investments.
- In certain instances the FSP recommending the Portfolio may be a related party to the Portfolio Manager. In such instances the FSP and/or Portfolio Manager may earn fees in addition to those disclosed here. It is the FSP's responsibility to disclose such fees.
- All data is sourced from NFB Asset Management.

## RISK / REWARD PROFILE

**HIGH**

Typically, the lower the risk the lower the potential return and the higher the risk the higher the potential return. There is no guarantee that returns will be higher in a portfolio with a higher risk profile. The risk profile for this Portfolio is rated as high as it invests between 80% and 100% in equities both locally and globally.

### RISKS

**Market Risk** - Equity markets are volatile and the price of equities fluctuate based on a number of factors such as changes in the economic climate, general movements in interest rates and the political and social environment.

**Currency/Foreign Exchange Risk** - This risk is associated with investments that are denominated in currencies different from the Portfolio's currency. When these currencies fluctuate against each other the investments face currency gains or losses.

**Concentration Risk** - This Portfolio pools the assets of many investors and uses the proceeds to buy a portfolio of assets. There are regulations in place that limit the amount that may be invested in securities, asset classes and/or companies, thereby spreading the risk.

**Liquidity Risk** - This relates to the ability of the Portfolio to trade out of an investment held in the Portfolio at or near to its face value. This may impact on liquidity and, in the case of foreign investments, on the repatriation of funds.

**Total Return Swaps Risk** - This portfolio may invest in total return swaps. Total return swaps are unlisted instruments issued by a bank to provide the return of a specific index. Therefore, the equity exposure in this portfolio could be derived through the total return swap and not by physically holding the equities in the portfolio. The value of the instrument is directly linked to the performance of the basket of assets per the index and will fluctuate in line with the daily market movements.

**Credit Risk** - Credit risk arises where an issuer of a non-equity security or a swap is unable to make interest payments or to repay capital. The Fund may be exposed to credit risk on the counterparties in relation to instruments such as cash, bonds and swaps that are not traded on a recognised exchange. The possibility of the insolvency, bankruptcy or default of a counterparty with which the Fund trades such instruments, could result in losses to the Fund.

**Inflation Risk** - The risk of potential loss in the purchasing power of your investment due to a general increase of consumer prices.

**Political Risk** - The risk that investment returns could suffer as a result of a country's political changes or instability in the country. Instability could come from changes in the country's government, policy makers or military.

**Tax Risk** - This risk relates to any change to tax laws or to the interpretation of existing tax laws which has an impact on the manner in which this Portfolio is taxed.

**Compliance Risk** - This refers to the risk of not complying with the legislation, regulations, prescribed investment limits and internal policies and procedures by the Manager or the Portfolio Manager.



### DISCLAIMER

This document is not intended to address the personal circumstances of any Financial Services Provider's (FSP's) client nor is it a risk analysis or examination of any client's financial needs. Collective Investment Schemes in Securities ("CIS") are generally medium- to long-term investments. The value of participatory interests may go down as well as up and past performance is not necessarily a guide to future performance. CIS are traded at ruling prices and can engage in borrowing and scrip lending. Different classes of units apply to this portfolio and are subject to different fees and charges. A schedule of fees and charges is available on request from Ci. Ci does not provide any guarantee either with respect to the capital or the return of the portfolio. Forward pricing is used. Fluctuations or movements in exchange rates may cause the value of underlying international investments to go up or down. International investments may include additional risks such as potential constraints on liquidity and repatriation of funds, macroeconomic risk, political risk, foreign exchange risk, tax risk, settlement risk as well as potential limitations on the availability of market information. The portfolio may be closed from time to time in order to manage it more efficiently in accordance with its mandate. A fund of funds is a portfolio that invests in portfolios of collective investment schemes, which levy their own charges, which could result in a higher fee structure for the fund of funds. The NFB portfolios are portfolios established and administered by Ci, and NFB Asset Management (Pty) Limited has been appointed to manage and market the portfolios. NFB is an indirect shareholder of Ci. As an indirect shareholder, NFB may earn dividends from time to time and participation in any dividends may be linked to the revenue generated by Ci from the NFB portfolios, and from any other Ci portfolios. Ci retains full legal responsibility for this co-named portfolio. Additional information on the portfolio may be obtained, free of charge, directly from Ci. Ci is a Non-Voting (Ordinary) Member of the Association for Savings & Investment SA (ASISA). Total Expense Ratio (TER) : The above TER % has been annualised and indicates the percentage of the value of the portfolio which was incurred as expenses relating to the administration of the portfolio over the rolling 3 year period or since fund inception, on an annualised basis. A higher TER does not necessarily imply a poor return, nor does a low TER imply a good return. The current TER's cannot be regarded as an indication of future TER's. Transaction Cost (TC) : The above TC % has been annualised and indicates the percentage of the value of the portfolio which was incurred as costs relating to the buying and selling of the assets underlying the portfolio. Transaction Costs are a necessary cost in administering the portfolio and impacts portfolio returns. It should not be considered in isolation as returns may be impacted by many other factors over time including market returns, the type of portfolio, investment decisions of the investment manager and the TER. Total Investment Charge is the TER plus TC which indicates the percentage of the value of the portfolio which was incurred as costs relating to the investment of the portfolio. Performance quoted is for lump sum investment with income distributions, prior to deduction of applicable taxes, included. NAV to NAV figures have been used. The annualised return is the return of the performance period re-scaled to a period of one year. Performance is calculated for the portfolio and individual investor performance may differ as a result of initial fees, actual investment date, date of reinvestment and dividend withholding tax. Financial Services Provider: NFB Asset Management FSP No 25962 Tel: (011) 895 8000 E-mail: contact@nfbam.co.za. Website: www.nfbam.co.za. Company/scheme: Ci Collective Investments (RF) (Pty) Limited, PO Box 412249, Craighall, 2024; Tel: 0861 000 881, website: www.cicollective.co.za. Trustee: FirstRand Bank Limited Tel: (011) 371 2111.